



05



Architectural Woven Metal Mesh


Architectural Woven Mesh is also called Decorative crimped woven mesh, it is made from stainless steel mostly, aluminum, cooper, brass material is also available to design this product.




We have variety of weaving styles and wire sizes to meet different decoration inspiration. Architectural Woven Mesh is widely used in exterior and interior.



QKCWM-01
 Warp Diameter:1.5mm
 Weft Diameter:2mm
 Warp Pitch:4mm
 Weft Pitch:17.5mm
 Weight:2.5kg/m2
 Opening Area:45.7%



QKCWM-02
 Warp Diameter:3mm
 Weft Diameter:6.2x1mm,3.1x1mm
 Warp Pitch:6.5mm
 Weft Pitch:9.3mm
 Weight:22.7kg/m2
 Opening Area:0%




QKCWM-03
 Warp Diameter:1.5mm
 Weft Diameter:2mm
 Warp Pitch:5mm
 Weft Pitch:3mm
 Weight:11.4kg/m2
 Opening Area:0%




SUCH AS


curtains, ceilings,
stairs, elevators,
luxury office buildings,
hotels, lobby,
luxury ballrooms,
business halls
and other buildings.



QKCWM-04
Warp Diameter: 1.2x5mm
Weft Diameter: 1.2x5mm
Warp Pitch: 12.7mm
Weft Pitch: 12.7mm
Weight: 7.8kg/m²
Opening Area: 36.75%




QKCWM-05
Warp Diameter: 1mm
Weft Diameter: 1x4mm
Warp Pitch: 20mm
Weft Pitch: 8mm
Weight: 5.3kg/m²
Opening Area: 36.4%




QKCWM-06
Warp Diameter: 1.5x3.5mm
Weft Diameter: 1.5x3.5mm
Warp Pitch: 10mm
Weft Pitch: 10mm
Weight: 8.6kg/m²
Opening Area: 42.2%




QKCWM-07
Warp Diameter: 0.75x2mm
Weft Diameter: 0.75x2mm
Warp Pitch: 15mm
Weft Pitch: 15mm
Weight: 6.5kg/m²
Opening Area: 9.2%




QKCWM-08
 Warp Diameter:1.1x3.4mm
 Weft Diameter:1.1x3.4mm
 Warp Pitch:6.6mm
 Weft Pitch:6.6mm
 Weight:11.55kg/m2
 Opening Area:24%




QKCWM-09
 Warp Diameter:1.2X2mm
 Weft Diameter:2mm
 Warp Pitch:5mm
 Weft Pitch:5mm
 Weight:8.74kg/m2
 Opening Area:31%




QKCWM-10
 Warp Diameter:1.5mm
 Weft Diameter:2mm
 Warp Pitch:4mm
 Weft Pitch:17.5mm
 Weight:2.5kg/m2
 Opening Area:45.7%



QKCWM-11
 Warp Diameter:2mm
 Weft Diameter:1.8mm
 Warp Pitch:9mm
 Weft Pitch:4mm
 Weight:7.96kg/m2
 Opening Area:44%



QKCWM-12
 Warp Diameter:1.4X3mm,1.0X10mm
 Weft Diameter:1.4X3mm,1.0X10mm
 Warp Pitch:63mm
 Weft Pitch:63mm
 Weight:7.8kg/m2
 Opening Area:45.9%



QKCWM-13
 Warp Diameter:2.5mm
 Weft Diameter:2.5mm
 Warp Pitch:8.5mm
 Weft Pitch:8.5mm
 Weight:9.38kg/m2
 Opening Area:42.2%

It not only has superior feature than the original architecture elements, but also has nice appearance which will catch our eyes easily, it becomes more and more popular among designers for construction decoration.


PRODUCT SPECIFICATION




QKCWM-14
 Warp Diameter:1.2x3.5mm
 Weft Diameter:1.2x3.5mm
 Warp Pitch:42mm
 Weft Pitch:42mm
 Weight:4.8kg/m²
 Opening Area:58.7%



QKCWM-15
 Warp Diameter:1.5mm
 Weft Diameter:2mm
 Warp Pitch:7mm
 Weft Pitch:8mm
 Weight:14.74kg/m²
 Opening Area:0%



QKCWM-16
 Warp Diameter:0.8mm
 Weft Diameter:1.5mm
 Warp Pitch:2.88mm
 Weft Pitch:7.25mm
 Weight:4.1kg/m²
 Opening Area:53.9%




QKCWM-17
 Warp Diameter:1.6mm
 Weft Diameter:1.7x4mm
 Warp Pitch:4.5mm
 Weft Pitch:4mm
 Weight:15.2kg/m²
 Opening Area:0%




QKCWM-19
 Warp Diameter:1x10mm
 Weft Diameter:1x10mm
 Warp Pitch:13mm
 Weft Pitch:13mm
 Weight:12.5kg/m²
 Opening Area:5.3%




QKCWM-20
 Warp Diameter:2mm
 Weft Diameter:2mm
 Warp Pitch:12.7mm
 Weft Pitch:12.7mm
 Weight:4kg/m²
 Opening Area:58.3%




QKCWM-21
 Warp Diameter:0.6x1.75mm
 Weft Diameter:0.6x1.75mm
 Warp Pitch:5mm
 Weft Pitch:5mm
 Weight:3.36kg/m²
 Opening Area:41%




QKCWM-22
 Warp Diameter:2mm
 Weft Diameter:1.5mm
 Warp Pitch:17.5mm
 Weft Pitch:1.55mm
 Weight:11.67kg/m²
 Opening Area:0%




QKCWM-23
 Warp Diameter:2.5mmx3
 Weft Diameter:3mm
 Warp Pitch:90.5mm
 Weft Pitch:12mm
 Weight:6.08kg/m²
 Opening Area:68.8%



QKCWM-24
 Warp Diameter:2mm
 Weft Diameter:2x3mm
 Warp Pitch:8mm
 Weft Pitch:3mm
 Weight:20.5kg/m²
 Opening Area:0%



QKCWM-25
 Warp Diameter:3.0x1.5mm
 Weft Diameter:4.0x1.7mm
 Warp Pitch:40mm
 Weft Pitch:38mm
 Weight:4.4kg/m²
 Opening Area:56%



QKCWM-26
 Warp Diameter:2.5mmx2
 Weft Diameter:2.5mmx2
 Warp Pitch:16mm
 Weft Pitch:16mm
 Weight:10kg/m²
 Opening Area:52%



1 Elevator Interior Decades

Architectural Woven Mesh For Elevator Interior

Tiny mesh opening



Elevator Interior Decades 2



3 Elevator Interior Decades

